

STORAGE LOCKERS & BIKE RACKS



WIRE MESH STORAGE SOLUTIONS IDEAL FOR

Apartments | Condominiums | Commercial | Existing Buildings



RAPIDWIRE STORAGE LOCKERS



Locker Specs

- Mesh Wire**
2"x2" square 10 GA welded wire mesh
- Doors**
Framed in 1-1/4" x 1-1/4" x 13 GA steel angle & pre-hung at the factory. All doors supplied with door strikes, padlock hasps & 2-1/2" x 2-1/2" spun-pin hinges welded into place.
- Side Panels**
Framed with 1-1/4" x 1-1/4" x 13 GA steel angle.
- Styles**
Single Tier & Double Tier styles available.
- Hardware**
Standard grade 3/8" plated nuts and bolts will be supplied for assembly. 3/8" mechanical anchors for wall and floor mount.
- Finish**
Standard finish for all non-plated parts is polyester-epoxy hybrid powder coat. Product is finished for interior applications. All lockers are shipped knocked down, ready for assembly.

Standard Sizes Available

**Other sizes available - consult your local sales representative.*

3' Wide

- 3'-0" Deep x 7'-6" High
- 4'-0" Deep x 7'-6" High
- 5'-0" Deep x 7'-6" High


4' Wide

- 3'-0" Deep x 7'-6" High
- 4'-0" Deep x 7'-6" High
- 5'-0" Deep x 7'-6" High

5' Wide


- 3'-0" Deep x 7'-6" High
- 4'-0" Deep x 7'-6" High
- 5'-0" Deep x 7'-6" High

Storage Locker Options



Ceilings

Constructed of the same material as the standard locker.



Shelves / Bottoms

16 GA formed galvanized steel.



Back Panels

16 GA galvanized sheet metal or 2" x 2" 10 GA Welded Wire.


COMMERCIAL STORAGE ROOMS



When larger cages or key locks are required, we recommend our modular partition system. Panels bolt directly to support posts. Standard 3/8" wedge anchors hold partition firmly in place. Baseplates welded on posts allow direct floor anchoring.

Ideal For:

- Superintendents cages
- Limiting access to electrical panels & pipes
- Stairwell doors
- Commercial storage
- Colocation cages - IT & telecom equipment
- Package room storage
- Building supply storage



Secure & limit access to electrical panels; backflow, mechanical & elevator equipment; meters & pipes.

GARAGE & SOLID METAL LOCKERS



Storage for limited space. Typically 3' deep & 3' high. Max 8'-0" Wide. Hinged, double hinged or slide doors with padlock lugs are available.



16 GA solid metal lockers are typically used when privacy is the main concern.


BICYCLE STORAGE SOLUTIONS

Bike Stacker



- Staggered, formed bike trays hold any style bike upright and in position, while providing added clearance between stored bikes.
- Trays have exclusive tear drop tire slot (patent pending) that holds road, racing & mountain bikes in place.
- Residential, institutional & commercial use.

- Unique tray positioning design makes adjusting the bike tray spacing a snap.
- Bike trays are made of 16 GA hot rolled steel.
- Rack uprights are made of 1/8" steel angle.
- Rack horizontals are made of 14 GA steel formed channel.
- Optional stop pins fit behind rear wheel to hold bikes forward in the tray. Optional stop pins may be necessary only for bikes of unusual size or tire width.
- An 8' ceiling is required to store full size bicycles on top.



Sizes

BK58 - 5' Wide - 8 Bikes

BK610 - 6' Wide - 10 Bikes

BK712 - 7' Wide - 12 Bikes

BK814 - 8' Wide - 14 Bikes

Bicycle Wall Rider

- Strong...made of heavy duty 11 GA (1/8" thick) steel.
- Precision laser cut & formed.
- Easily installs...two 1/2" round holes for wall mounting.
- Hardware not included
- 6' long, heavy duty 1/4" vinyl coated aircraft quality cable is permanently connected to mounting base for securing stored bicycles. Cable has permanent loop at free end for user's lock. Clear vinyl coating on cable protects bicycle finish during use.

